

# Integrating the Use of Personal Learning Devices with the Teaching of Speaking and Writing

**Mdm Sarahlyn Cheng Yanling, Canberra Primary School**

**Mdm Kuah Hui Yeng, Canberra Primary School**

**English in a Future-ready Singapore**

**EUS Conference  
12 September 2017**

**ELIS**

The banner features a blue-tinted cityscape of Singapore with various skyscrapers and a bridge in the foreground. In the bottom left corner, there is a logo consisting of a red circle with the letters 'ELIS' inside, surrounded by a network of white spheres and lines.

# CPS 1:1 Development and Progress



FS@SG  
(2007 – 2012)



anytime, anywhere access to learning; incorporating both formal and informal learning, inside and outside the school premises via a personal learning device,

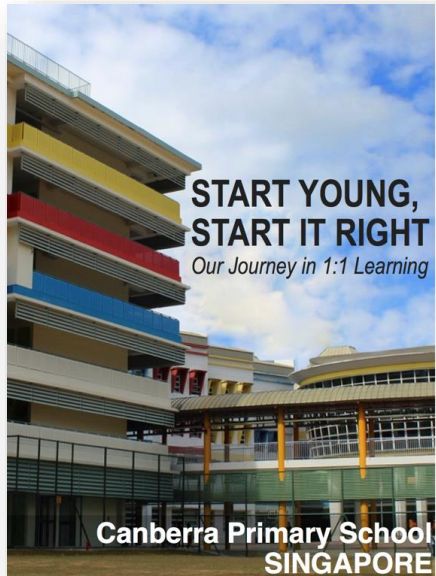


through experiential learning experiences set in real-world, authentic scenarios



via personalised or collaborative work.

# CPS 1:1 Development and Progress



**2015-2016**



**Distinguished  
Program**

## ALP I: Start Young, Start IT Right (2013 – 2016)



equip pupils with **pupil-owned Personal Learning Devices (PLD)** as a technology enabler to deliver the school's learning outcomes;



provide pupils with a **connected learning experience**, enhanced by the integration of ICT (using their PLDs) in authentic learning settings, in and out of the classroom boundaries;



inculcate into our pupils the **habits and values of learning with PLDs**, together with cyber-wellness awareness, building up their 21st Century Competencies;



transform daily homework into **learning curations**.

# CPS 1:1 Development and Progress



**2017-2018**



**Distinguished  
School**

Recognized by Apple as a distinguished school for innovation, leadership, and educational excellence.

## ALP II: Orientation to My Future Learning (2017 - Present)



continue the technology-enabled applied learning journey for our students with **production-centred learning**;



enhance the school's approach to shift away from academics, towards **broadening opportunities** for our students to discover their interests and talents, develop life skills, a sense of curiosity and a love for learning;



bridge our students' **continual learning**.

# CPS 1:1 Development and Progress

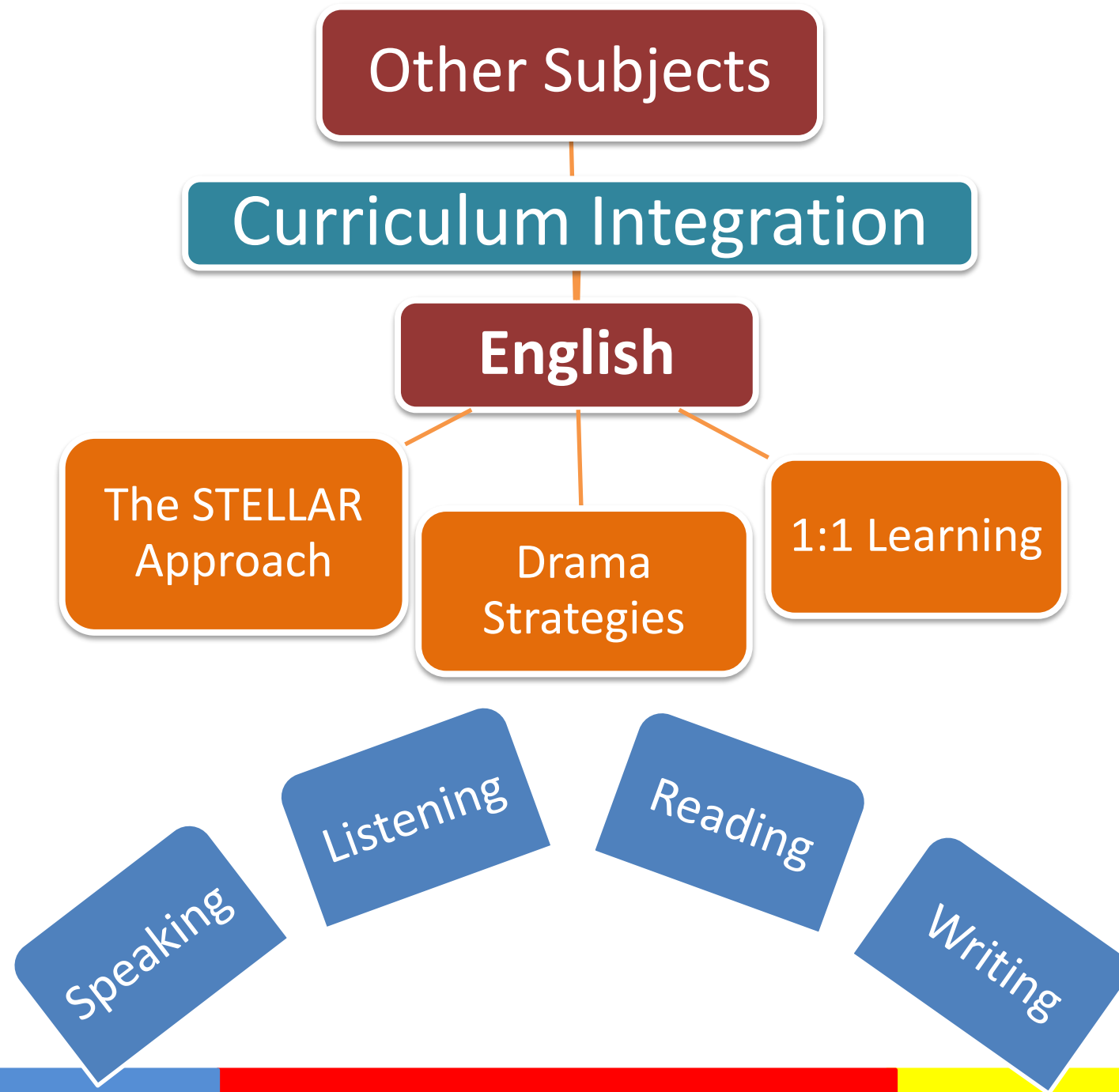
## Curriculum Integration (CI)

- Key Feature: Pertinent role played by English Language namely, STELLAR and Drama
- **Multi-disciplinary Theme-based Approach including ICT.**
- A key pillar in CPS providing a learner-centred environment that offers a coherent and effective education, **allowing connections to be made within and across subjects.**
- Refers to an integrated curriculum which is largely knowledge-based, where learning is connected through an **over-arching common theme that runs pervasively through subjects and disciplines.**

# CPS 1:1 Development and Progress

## Teachers as Lesson Designers develop CI Learning Packages that

- **integrate the use of Personal Learning Devices** in their daily teaching across different subjects and disciplines,
- allow pupils to make sense of the knowledge which is presented in an **authentic, natural, inter-connected and inter-dependent manner**, preparing them to relate better to the real world.



# **Primary 3 STELLAR Unit – There's a Boy under the Bed**





# Learning Outcomes (STELLAR Unit):

## Writing

- To write individual texts
- To present writing through computer word processing

## Media Literacy

- To identify how pictures depict what is in the text

## Speaking

- To read with accuracy and expression
- To make presentations such as Readers' Theatre

# Visual Text

App: PicCollage

**Creating a poster for a play**  
**Samples of Pupils' Works**

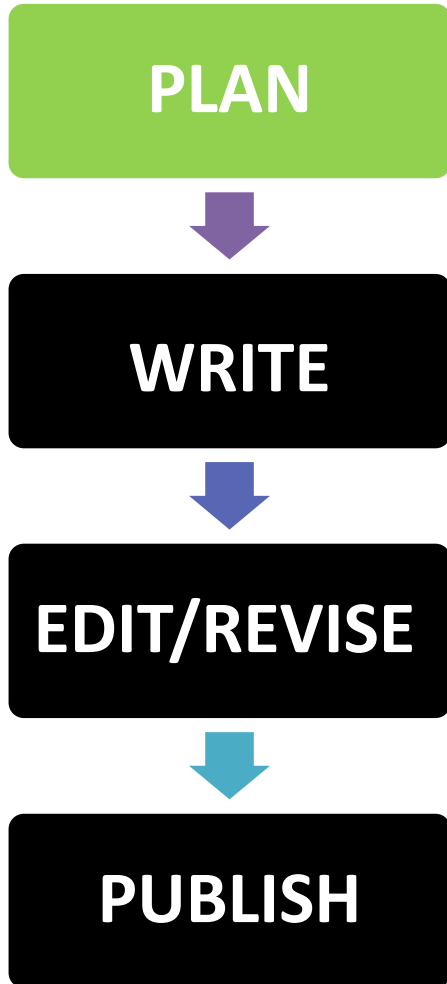


# Creating a Sequel

**Writing Cycle**



# Example – Story Plan



**Creating a story Plan**  
**Sample of Pupil's Work**

# Creating a Sequel

App: My Storybook Creator



**Create a sequel in the form of an eBook**

**Samples of Pupil's Work**

**How the App Works to include text, illustration and narration**

# Published Pupil's Works

**There's a Boy under the Bed (Part 2) eBook**  
**Sample of Pupil's Work**

# Creating a Sequel

App: Seesaw

PLAN



WRITE



EDIT/REVISE



NARRATE



PUBLISH

**Publishing Pupils' Works  
Uses of Seesaw App**

# **Primary 3 STELLAR Unit – Stephanie Investigates**





# **Learning Outcomes (STELLAR Unit):**

## **Writing**

- **To write individual texts (narrative text)**

## **Media Literacy**

- **To identify how pictures depict what is in the text**

## **Speaking**

- **To read with accuracy and expression**

# **Published Pupil's Work**

**Stephanie Investigates Again eBook  
Sample of Pupil's Work**

# Challenges in eBook Making

Challenge	Solutions
Difficulty in correcting pupils' language mistakes	<ul style="list-style-type: none"><li data-bbox="1082 564 2283 721">• Peer conferencing during the editing stage</li><li data-bbox="1082 828 2117 1071">• Change in teacher's mindset to focus on the process instead of product</li></ul>

# Challenges in eBook Making

Challenge	Solutions
Pupils complete the books at different rates	<ul style="list-style-type: none"><li data-bbox="1049 549 2153 968">• Early finishers will engage in peer conferencing, provide technical support to peers, read and comment on books that are already published</li><li data-bbox="1049 1078 2211 1235">• Pupils will complete books at home before 'Book Launch Day'</li></ul>

# **Primary 3 STELLAR Unit – Life on a River**



# Learning Outcomes (STELLAR Unit):

## Writing

- To present writing through computer word processing

## Speaking

- To make presentations about a non-fiction topic

## Information Literacy

- To use literacy skills to access digital resources with guidance

# Pupils' Works

App: PicCollage

App: Office Suite

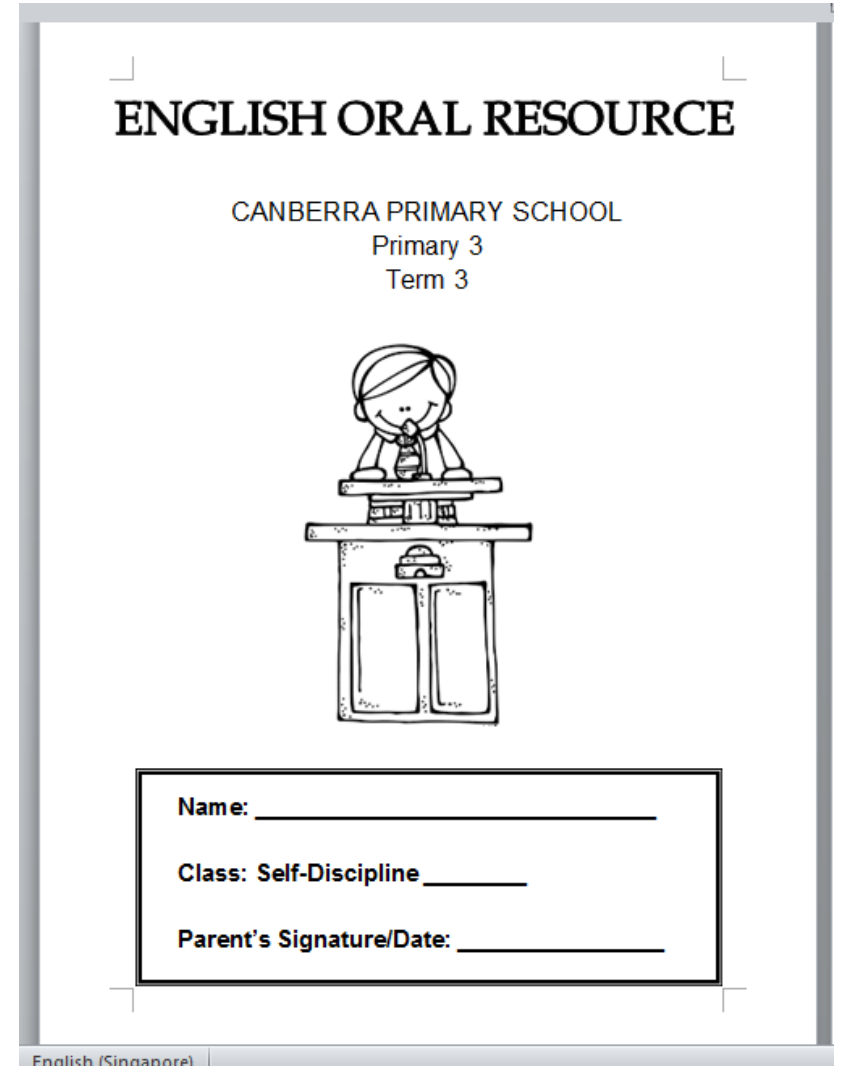
**Creating presentations**  
**Samples of Pupils' Works**



# ORAL Practice

## Oral Booklet

- Commonly mispronounced words
- Speech practices e.g. tongue twisters
- Passages for reading aloud
- Stimulus-based conversation questions





# ORAL Practice - Pronunciation

App: Safari  
Web Browser

App: Dictionary

Demonstration from an online dictionary website

# ORAL Practice

## Sample of Oral Recording



# ORAL Practice

## Advantages

- Time required is not long
- An opportunity for pupils to develop more self awareness
- Pupils tend to rerecord repeatedly – more practice
- An opportunity for teachers to listen to individual pupils at own time

# FUTURE LEARNING

@ CANBERRA PRIMARY

Craft of  
Learning

Delight of  
Experiences

Mastery of  
Passion

